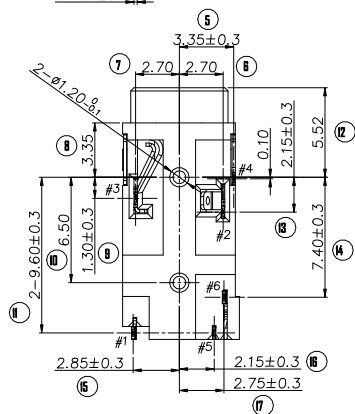
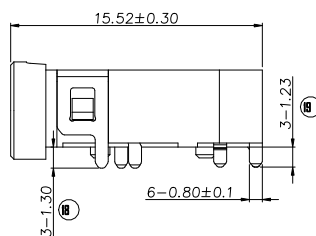
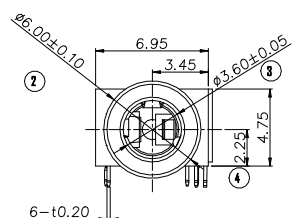
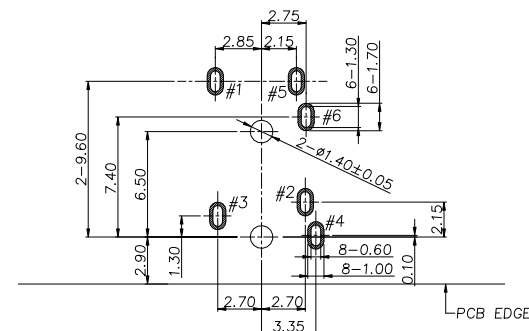
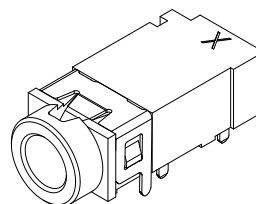
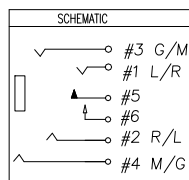
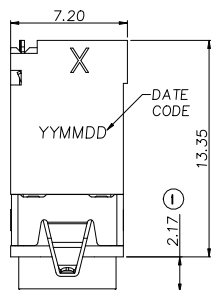




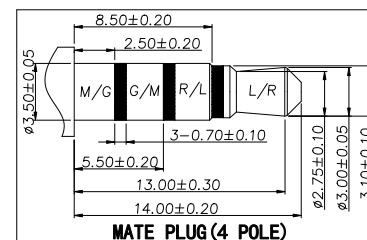
RoHS Compliant

Level-1 Controlled Substances are banned



SPECIFICATION **

- 1.Electrical characteristics
 - 1-1.Voltage rating: DC 30V.
 - 1-2.Current rating: 0.5A
 - 1-3.Contact resistance:30mΩ Max.(Initial)
After test:50mΩ Max.
 - 1-4.Insulation resistance:100MΩ Min(500V DC).
 - 1-5.Withstanding voltage:500V AC.
- 2.Mechanical characteristics
 - 2-1.Life test:5000 cycles
 - 2-2.Mating force:3-30N
Unmating force:3-30N
- 3.Salt Spray: Gold nickel Area 24 hours,Matte Tin Area 8 hours
- 4.Wave Solder 265°C,3-5 sec.
IR Reflow,Peak Temp230-250°C,20-90 sec.
- 5.Mark "X" is Key Control Size.



①	Housing	1	PA10T	Black,UL 94V-0
②	CONTACT 6 #6	1	BRONZE	Gold Flash Plating At Contact Area; Gold Flash Plating At Solder Tail Area; Nickel 50u"Under Plating All Over
③	CONTACT 5 #5	1	BRONZE Insert Molding(PA10T)	
④	CONTACT 4 #4	1	BRONZE	Gold 30u"/Gold Flash Plating At Contact Area;
⑤	CONTACT 3 #3	1	BRONZE	Matte-TIN Plating At Solder Tail Area;
⑥	CONTACT 2 #2	1	BRONZE	Nickel 50u"Under Plating All Over
⑦	CONTACT 1 #1	1	BRONZE	

NO.	DESCRIPTION	QTY	MATERIAL	COLOR	REMARK
GENERAL TOLERANCE UNLESS OTHERWISE SPECIFIED					
			盛聰电子有限公司 SHENG CONG ELECTRONIC CO.,LTD		
		General		Angle	
		X ± 0.50		X ° ± 3°	
		X.X ± 0.30		X.X ° ± 2°	
		X.XX ± 0.20		X.XX ° ± 1°	
		X.XXX ± 0.10			
CUSTOMER COPY			TITLE: PHONE JACK		
PART NO.			PJ-D3142E-1		
PROJ:		SCALE: 1:1	UNIT:mm	SIZE: A4	SHEET: 1 OF 1

ECN (DCN) NO.	REV	DATE	DESCRIPTION	CHANGE	APPRO.
	0	19'/06/07	NEW	Steven	Max.hu
				DESIGN	Steven 19'/06/07
				CHECK	Jason 19'/06/07
				APPRO.	Max.hu 19'/06/07

Original:Design: Steven Check: Jason Appro:Max.hu Date: 19'/06/07