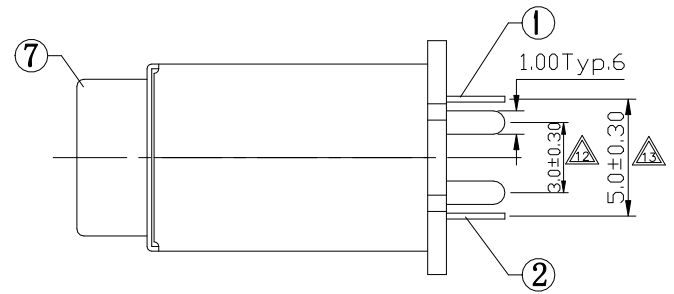
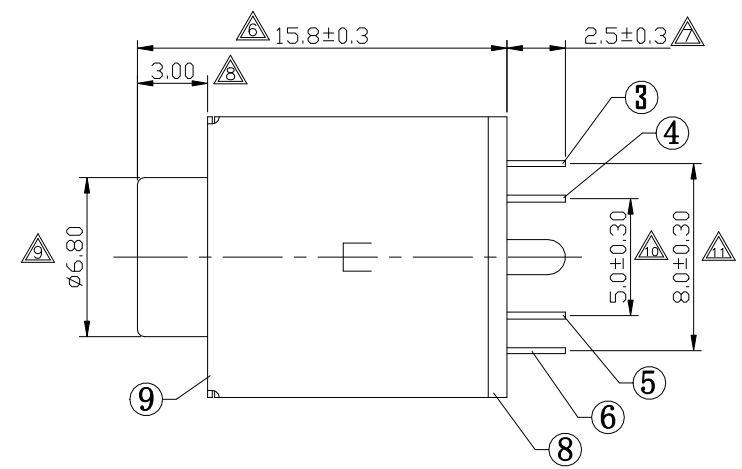
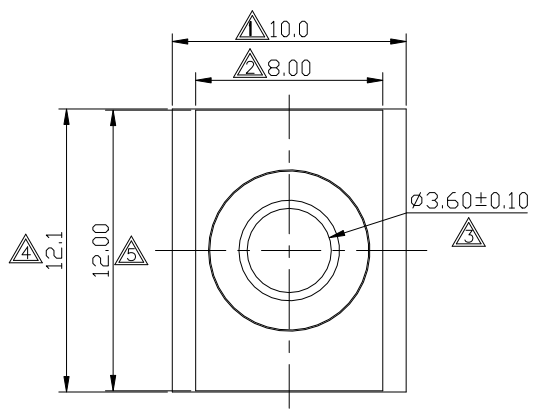
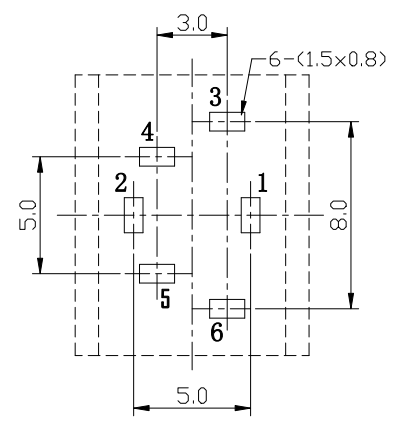




Level-I Controlled Substances are banned

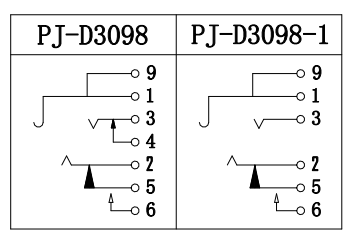


P.C.B LAYOUT TOP VIEW



SPECIFICATION
 1.Rating : DC 30V 0.5A;
 2.Contact resistance: ≤0.03Ω;
 3.Insulation resistance: ≥100MΩ (DC250V);
 4.Withstand voltage: 500VAC ;
 5.Insertion and extraction force: 3-30N;
 6.life test: 5,000 cycles.
 7.Marked \triangle are important dimensions.


SCHMATIC



9	COAT	1	SUS301	—	—
8	COVER	1	PBT	—	—
7	HOUSING	1	PBT	—	—
6	6# CONTACT FOOT	1	PHOSPHOR BRONZE	—	Ag-Plating
5	5# CONTACT FOOT	1	PHOSPHOR BRONZE	—	Ag-Plating
4	4# CONTACT FOOT	1	BRASS	—	Ag-Plating
3	3# CONTACT FOOT	1	PHOSPHOR BRONZE	—	Ag-Plating
2	2# CONTACT FOOT	1	PHOSPHOR BRONZE	—	Ag-Plating
1	1# CONTACT FOOT	1	PHOSPHOR BRONZE	—	Ag-Plating
NO.	DESCRIPTION	QTY	MATERIAL	COLOR	REMARK

GENERAL TOLERANCE UNLESS OTHERWISE SPECIFIED

General	Angle
X ± 0.50	X °± 3°
X.X ± 0.30	X.X °± 2°
X.XX ± 0.20	X.XX °± 1°
X.XXX ± 0.10	

PROJ:  **SCALE:** 4:1 **UNIT:** mm **SIZE:** A4 **SHEET:** 1 OF 1



CUSTOMER COPY **TITLE:** PHONE JACK

PART NO. PJ-D3098

						DESIGN	Jason	12'/05/07	
						CHECK	Jason	12'/05/07	
	0	12'/05/07	NEW	JASON	Max.hu	APPRO.	Max.hu	12'/05/07	
ECN(OCN) NO.	REV	DATE	DESCRIPTION	CHANGE	APPRO.				